

# Campus Snapshot by Year

## TEC0181

**College:** Atlanta Technical College

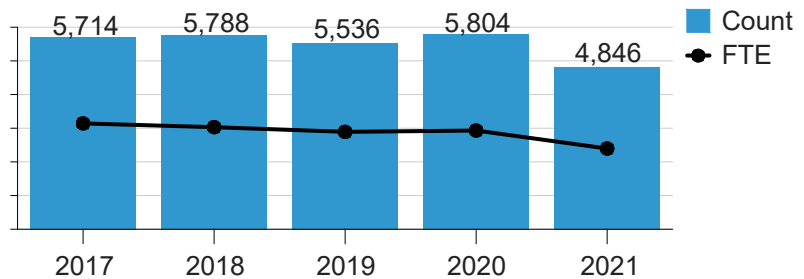
**Campus:** Main Campus (Campus refers to course campus on this page)

**Year:** Academic Year 2021

**Student Count:** 4,846 Students

### Enrollment: Summary

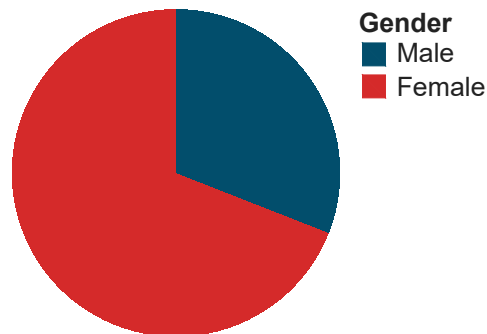
Count and FTE Trends		
Year	Count	FTE
2017	5,714	3,143
2018	5,788	3,031
2019	5,536	2,892
2020	5,804	2,931
2021	4,846	2,396



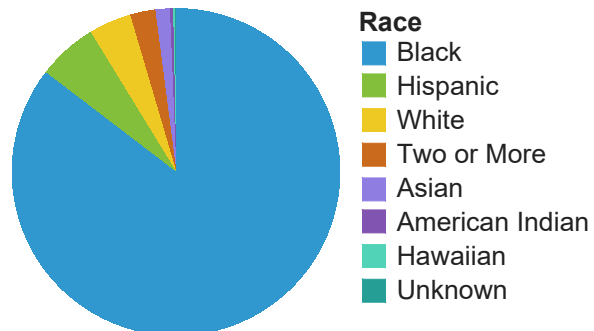
Count is an unduplicated credit student count. FTE is the Full Time Equivalent based on the sum of total credit hours for all students.

### Enrollment: Demographics

Gender		
Gender	Count	Percent
Male	1,500	31.0%
Female	3,346	69.0%



Race and Ethnicity		
Race	Count	Percent
Black	4,139	85.4%
Hispanic	285	5.9%
White	203	4.2%
Two or More	121	2.5%
Asian	69	1.4%
American Indian	15	0.3%
Hawaiian	8	0.2%
Unknown	8	0.2%



Student may identify or be classified into more than one gender or race/ethnicity category within an academic year. Gender and

# Campus Snapshot by Year

## TEC0181

---

*race/ethnicity are a snapshot of the data as reported at the end of term.*

# Campus Snapshot by Year

## TEC0181

**College:** Atlanta Technical College

**Campus:** Main Campus (Campus refers to course campus on this page)

**Year:** Academic Year 2021

### Enrollment: Demographics (continued)

Top Counties of Residence		
County of Residence	Number of Students	Percent of Total
Fulton	2,062	42.1%
Clayton	955	19.5%
DeKalb	681	13.9%
Henry	265	5.4%
Cobb	244	5.0%
All Other Counties	686	14.0%

County of Residence is based on student's address at the time of enrollment.

Financial Aid		
Financial Aid Type*	Recipient Count	Percent
Pell or HOPE	3,046	62.9%
Pell	2,795	57.7%
HOPE	1,204	24.8%
Pell and HOPE	951	19.6%

\* HOPE refers to HOPE Grant or Scholarship. Only Pell and HOPE recipients are reported. Other financial aid awards are available to students.

### Enrollment: Programs

Technology Group	
Technology Group	Student Count
Business Technologies	1,908
CIS Technologies	347
Health Technologies	707
Industrial Technologies	1,028
Personal Service Technologies	899
N/A	92

A student may enroll in more than one technology group within an academic year.

# Campus Snapshot by Year

## TEC0181

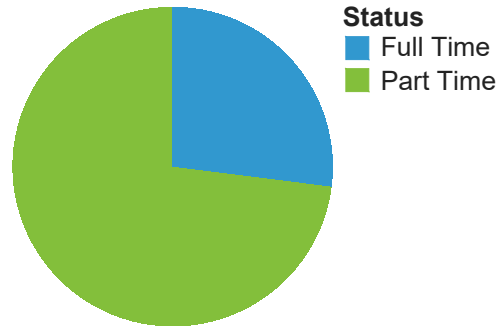
**College:** Atlanta Technical College

**Campus:** Main Campus (Campus refers to course campus on this page)

**Year:** Academic Year 2021

### Enrollment: Registration Trends

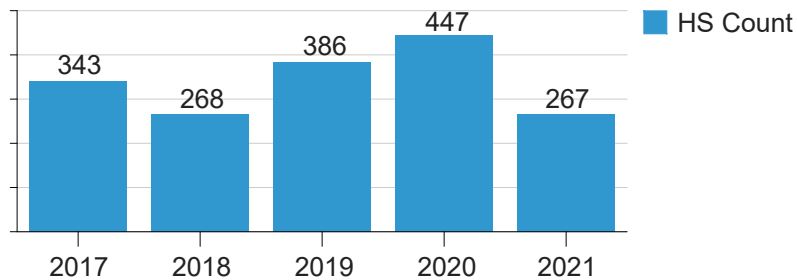
Full Time/Part Time Status		
Status	Count	Percent of Total
Full Time	818	27.0%
Part Time	2,213	73.0%



*Only Fall Semester 2020 is reported due to multiple status changes within an academic year.*

### Enrollment: High School Collaboratives

High School Summary	
Year	Count
2017	343
2018	268
2019	386
2020	447
2021	267



*Count is an unduplicated high school student count. Students can be dual enrolled (taking postsecondary courses for both high school and postsecondary credit) or joint enrolled (taking postsecondary courses for postsecondary credit only) or both.*

# Campus Snapshot by Year

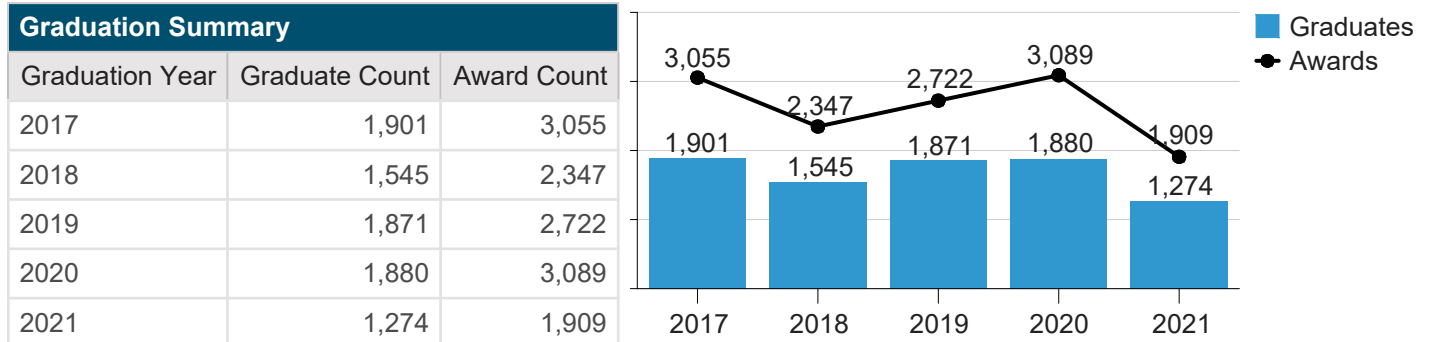
## TEC0181

**College:** Atlanta Technical College

**Campus:** Main Campus (Campus refers to home campus on this page)

**Year:** Academic Year 2021

### Graduates



A graduate may receive more than one award in an academic year.

Awards Conferred by Award Level		
Award Level	Award Count	Percent of Total
Technical Certificate of Credit	1,497	78.4%
Diploma	234	12.3%
Associate Degree	178	9.3%

A graduate may receive more than one award in an academic year.

Awards Conferred by Technology Group		
Technology Group	Award Count	Percent of Total
Business Technologies	291	15.2%
CIS Technologies	374	19.6%
Health Technologies	341	17.9%
Industrial Technologies	434	22.7%
Personal Service Technologies	469	24.6%

A graduate may receive more than one award in an academic year.

### Placement

Based on Academic Year **2020** graduates:

Placement in Field	
Graduation Year	Placed in Field Rate
2020	62.5%

# Campus Snapshot by Year

## TEC0181

---

*Placement in Field Rate is based on unduplicated graduates and unduplicated employment status, using the latest employment status entry for each student within the graduation year.*