

College Snapshot by Year

TEC0185

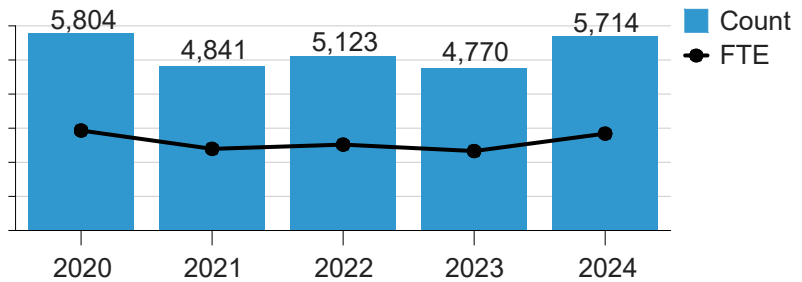
College: Atlanta Technical College

Year: Academic Year 2024

Student Count: 5,714 Students

Enrollment: Summary

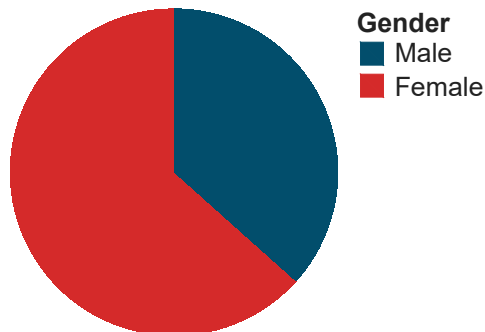
Count and FTE Trends		
Year	Count	FTE
2020	5,804	2,931
2021	4,841	2,394
2022	5,123	2,518
2023	4,770	2,329
2024	5,714	2,840



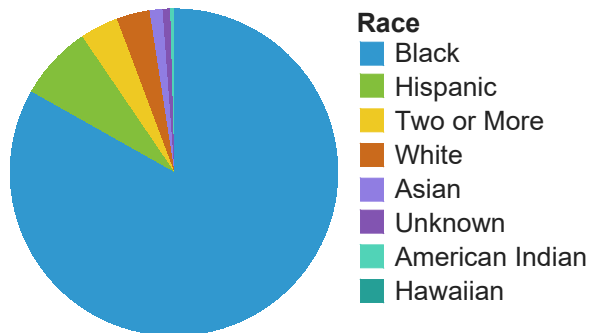
Count is an unduplicated credit student count. FTE is the Full Time Equivalent based on the sum of total credit hours for all students.

Enrollment: Demographics

Gender		
Gender	Count	Percent
Male	2,092	36.6%
Female	3,622	63.4%



Race and Ethnicity		
Race	Count	Percent
Black	4,752	83.2%
Hispanic	419	7.3%
Two or More	216	3.8%
White	187	3.3%
Asian	73	1.3%
Unknown	43	0.8%
American Indian	22	0.4%
Hawaiian	2	0.0%



Gender and race/ethnicity are a snapshot of the data as reported at the end of the academic year.

College Snapshot by Year

TEC0185

College: Atlanta Technical College
Year: Academic Year 2024

Enrollment: Demographics (continued)

Top Counties of Residence		
County of Residence	Number of Students	Percent of Total
Fulton	2,517	43.8%
DeKalb	898	15.6%
Clayton	893	15.5%
Henry	351	6.1%
Cobb	246	4.3%
All Other Counties	848	14.7%

County of Residence is based on student's address at the time of enrollment.

Financial Aid		
Financial Aid Type*	Recipient Count	Percent
Pell or HOPE	3,542	62.0%
Pell	3,186	55.8%
HOPE	1,427	25.0%
Pell and HOPE	1,064	18.6%

* HOPE refers to HOPE Grant or Scholarship. Only Pell and HOPE recipients are reported. Other financial aid awards are available to students.

Enrollment: Programs

Technology Group	
Technology Group	Student Count
Agriculture/Natural Resource Technologies	9
Business Technologies	856
CIS Technologies	613
Health Technologies	719
Industrial Technologies	2,702
Personal Service Technologies	966
N/A	17

A student may enroll in more than one technology group within an academic year.

Retention

Retention Rate: 66.0%

Retention Rate based on first-time, regular admitted students enrolled in Fall 2022, who graduated or were still enrolled in a Georgia technical college, University System college or National Clearinghouse college as of the end of the next year (Academic Year 2024).

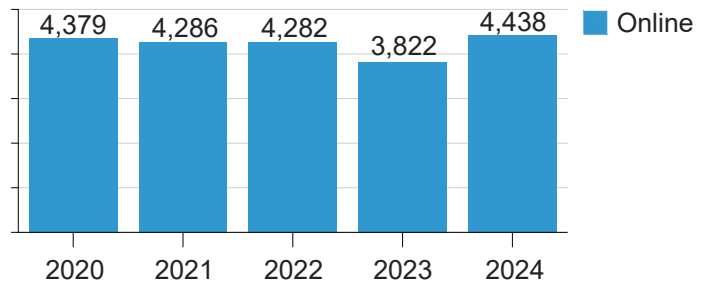
College Snapshot by Year

TEC0185

College: Atlanta Technical College
Year: Academic Year 2024

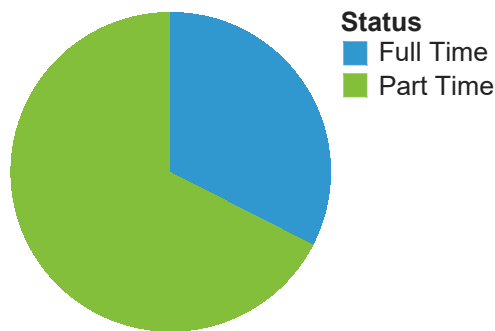
Enrollment: Registration Trends

Online Enrollment		
Year	Online Count	Online Percent
2020	4,379	75.4%
2021	4,286	88.5%
2022	4,282	83.6%
2023	3,822	80.1%
2024	4,438	77.7%



Online Enrollment Count is the unduplicated student count of students that are enrolled in at least one course online.

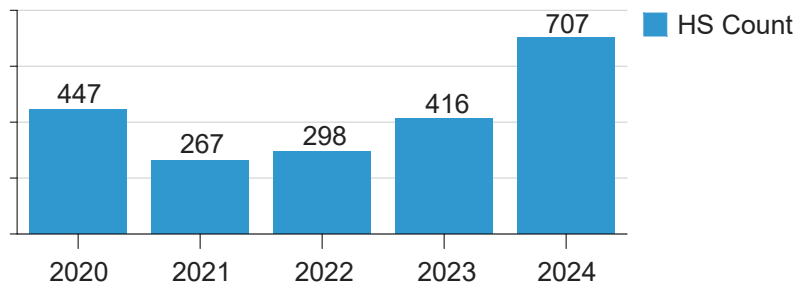
Full Time/Part Time Status		
Status	Count	Percent of Total
Full Time	1,135	32.5%
Part Time	2,358	67.5%



Only **Fall Semester 2023** is reported due to multiple status changes within an academic year.

Enrollment: High School Collaboratives

High School Summary	
Year	Count
2020	447
2021	267
2022	298
2023	416
2024	707



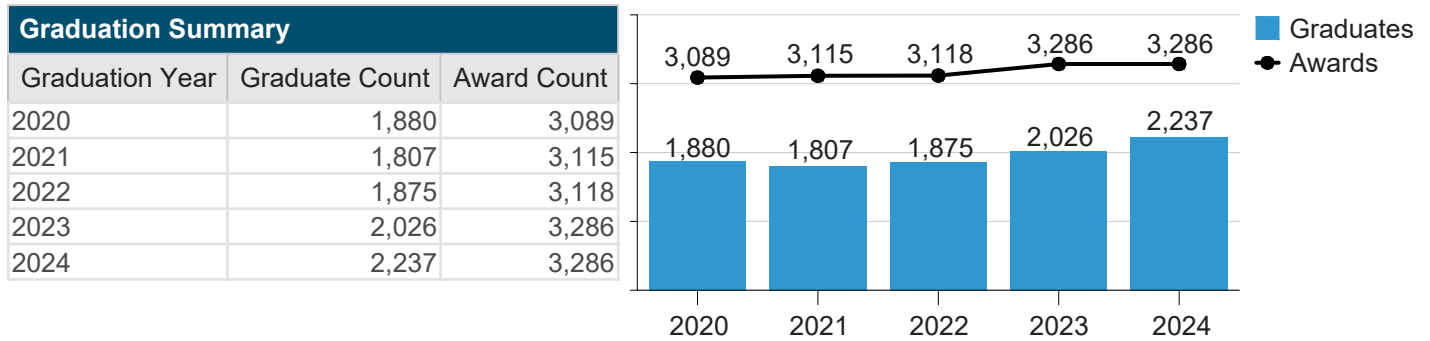
Count is an unduplicated high school student count. Students can be dual enrolled (taking postsecondary courses for both high school and postsecondary credit) or joint enrolled (taking postsecondary courses for postsecondary credit only) or both.

College Snapshot by Year

TEC0185

College: Atlanta Technical College
Year: Academic Year 2024

Graduates



A graduate may receive more than one award in an academic year.

Awards Conferred by Award Level		
Award Level	Award Count	Percent of Total
Technical Certificate of Credit	2,768	84.2%
Diploma	277	8.4%
Associate Degree	241	7.3%

A graduate may receive more than one award in an academic year.

Awards Conferred by Technology Group		
Technology Group	Award Count	Percent of Total
Business Technologies	389	11.8%
CIS Technologies	452	13.8%
Health Technologies	278	8.5%
Industrial Technologies	1,738	52.9%
Personal Service Technologies	429	13.1%

A graduate may receive more than one award in an academic year.

Placement

Based on Academic Year **2023** graduates:

Placement in Field	
Graduation Year	Placed in Field Rate
2023	86.8%

Placement in Field Rate is based on unduplicated graduates and unduplicated employment status, using the latest employment status entry for each student within the graduation year.